



BE! SHIELD™

A seamless division of space

clarus⁷

OVERVIEW

be! Shield is the perfect addition to any space. It's elegantly engineered to add a seamless layer of non-porous, tempered glass protection without affecting the aesthetics of your environment. The frameless, visually unobtrusive design provides safety while also serving as a writable canvas. A beautiful cut-out option allows you to pass papers or important documents through the shield, as well. Stay healthy while sharing files with a co-worker, welcoming guests to your office or simply meeting the unique needs of the modern-day workspace. No matter if you use it for division, safety, collaboration or all of the above, be! Shield is for everyone.



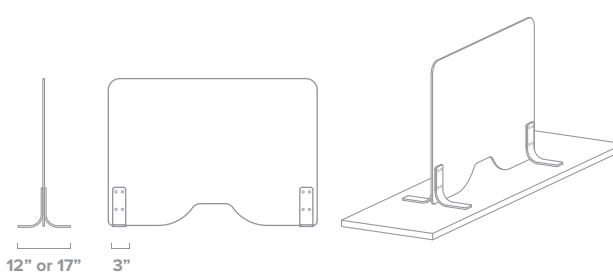
Legs: Black



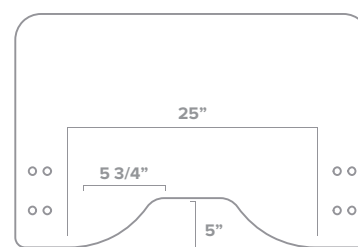
Legs: White

LEG VARIATIONS

Leg variations are made to fit your current environment. The different leg options allow be! Shield to be installed in a number of ways — clamp it onto your desk, bolt it down to your work surface, or utilize the non-slip pads and situate it on top of your countertop. Simply choose which legs are right for your space without replacing or damaging your existing furniture.

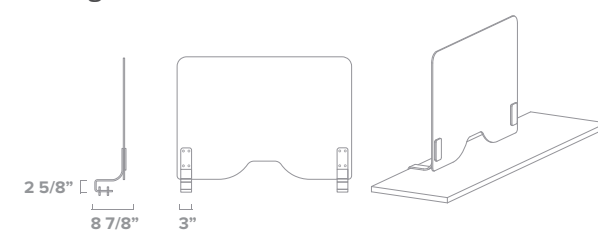


STANDARD LEG CONFIGURATION*: FREE STANDING

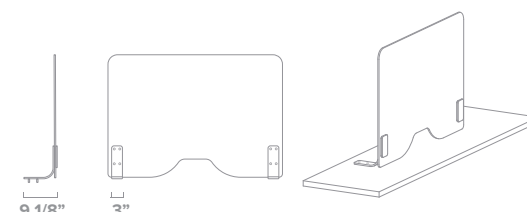


CLARUS™ WINDOW*

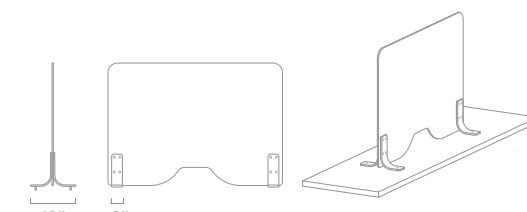
*Drawings above shown with Clarus window
**Leg variations by request only



LEG VARIATION*: CLAMP**



LEG VARIATION*: BACK BOLT**




LEG VARIATION*: FRONT & BACK BOLT**

SIZING OPTIONS*

Find the be! Shield size that works best for you. Whether you need be! Shield to fit a space that's tall, short, narrow or wide, we have the right size for your existing environment.

44" 17"	74 lbs	91 lbs
34" 12"	61 lbs	75 lbs
24" 12"	49 lbs 36"	59 lbs 48"
44" 17"		
34" 12"		
24" 12"	36"	48"

*Custom sizes and leg configuration guidelines available upon request



Legs: Black

XI

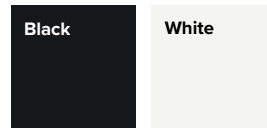


Legs: White

CLARUS GLASS

- 3/8" Clarus tempered safety writing glass
- Non-staining writing surface
- Compatible with any marker, even permanent
- Clarus Opti-Clear finish and eased corners for safety
- Low-iron, non-porous glass
- Frameless glass
- Elegant, large radius corners

LEG FINISHES



SIZE*

- | 36" WIDTH | 48" WIDTH |
|------------------|------------------|
| • 36" x 24" | • 48" x 24" |
| • 36" x 34" | • 48" x 34" |
| • 36" x 44" | • 48" x 44" |

**Custom sizes available upon request with an additional lead time*

CUTOUT

- A beautifully detailed Clarus window cutout can be added to any be! Shield for an additional \$99

LEG CONFIGURATION GUIDELINES FOR CUSTOM SIZES

- 12" wide leg supports 34" height and lower
- For screens above 34" up to 44", you will need the 17" leg configuration to ensure proper stability
- For shallow counters, consider using our 12" leg configuration (Maximum screen height is 34")
- No higher than 44"
- No longer than 60" with only two sets of legs
- No more than 14.5 square feet with only two sets of legs
- No less than 12" in height
- Glass sits 1/4" above the mounting surface for easy cleaning and protection of surface

LEAD TIME

- 2-3 week lead time
- Large quantity orders may require additional lead time