




GLIDE

Adding dimension with dynamic movement

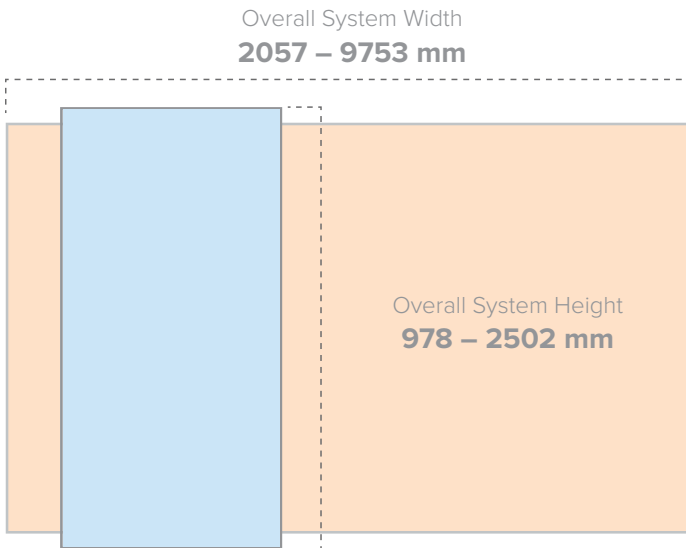
clarus⁷

SPECIFICATIONS

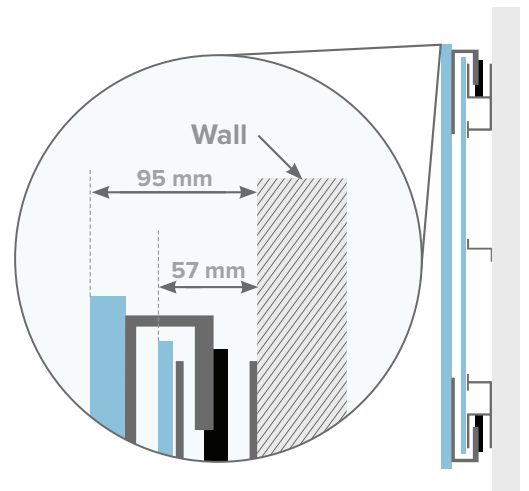
Glide's intricate design was imagined, designed, and brought to life at Clarus HQ. Giving you a brainstorming canvas unlike any other requires some unique engineering. Below, we've outlined the different ways you can specify Glide.



Horizontal Orientation



Vertical Orientation



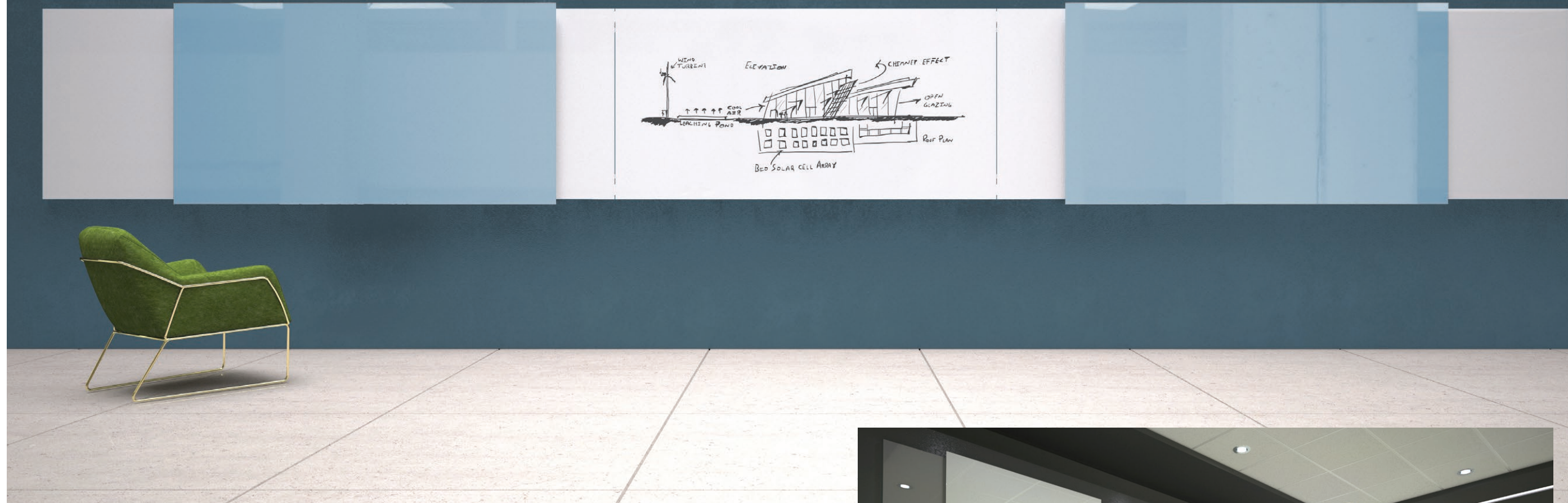
Side View

HORIZONTAL ORIENTATION		
	Fixed Panels	Sliding Panels
Min. Height	914 mm	978 mm
Max. Height	1219 mm	1283 mm
Min. Width	914 mm	914 mm
Max. Width	2438 mm	2438 mm

VERTICAL ORIENTATION		
	Fixed Panels	Sliding Panels
Min. Height	914 mm	978 mm
Max. Height	2438 mm	2502 mm
Min. Width	914 mm	914 mm
Max. Width	1219 mm	1219 mm

Min. System Height	978 mm
Max. System Height	1283 mm
Min. System Width	2057 mm
Max. System Width	9753 mm

Min. System Height	978 mm
Max. System Height	2502 mm
Min. System Width	2057 mm
Max. System Width	9753 mm



OVERVIEW

Space in the modern office is at a premium, and designers are being asked to add more function into less space. That is why we designed Glide, the first-of-its-kind solution to take stunning glass markerboards and give them dimension.

Glide is a fully integrated, sliding glassboard system with concealed hardware, designed to allow sliding glass panels to smoothly move across the face of fixed, wall-mounted panels.

Glide's three-dimensional system maximizes existing wall space, providing hundreds of square feet of glass writing surface in one compact design. The patented design makes it easy to keep your ideas flowing without stopping to erase.



FAQ

HOW MUCH WALL SPACE IS REQUIRED FOR GLIDE?

Because we make every part of our products in our vertically integrated manufacturing facility, there are limitless options for Glide. Just keep in mind that wall space must have a minimum of 153 mm clearance around the entire system. This clearance is for single system installs only. The minimum 153 mm clearance is measured from the highest and lowest points in the Glide system (the sliding panels' height) and the farthest left and right points in the system (the fixed, wall-mounted panels' width).

WHAT TYPE OF WALL IS REQUIRED FOR GLIDE?

Glide systems can be installed on most common wall types — metal stud, sheetrock, masonry, concrete, etc. — as long as the wall surface is flat to +/- 6 mm across the installation area. No blocking or wall reinforcements are required.

DO GLASS PANELS SLIDE THE ENTIRE WAY ACROSS THE FIXED, WALL-MOUNTED PANELS?

Sliding panels will slide the entire length of the system, stopping 50-76 mm before the left and right ends of the fixed, wall-mounted panels. Our patented Keep Your Fingers technology ensures the safety of users by preventing sliding panels from bumping into one another. There are no intermittent stops available in the Glide system, and multiple sliding panels will always have a 51 mm gap between them for safety.

HOW MANY PANELS ARE INCLUDED IN THE GLIDE SYSTEM?

The size and orientation of each individual Glide system will dictate the number of sliding panels each system can accommodate. Clarus engineers designed Glide to function in either a horizontal or vertical orientation. When Glide orders are placed, our engineered formulas calculate the ideal number of fixed, wall-mounted panels and the maximum number of sliding panels the system's size should include.



COLOURS BY CLARUS

Customise your Glide system with Colours By Clarus — a beautiful array of 150+ standard colours, carefully curated to be the richest, most vibrant hues on glass. Our proprietary glass coating technology and paint formulas allow our team to custom match any colour imaginable.

COLOURDROP

ColourDrop is Clarus' proprietary, direct-to-glass, UV printing technology. Print colourful, high-definition images, graphics, and charts directly onto any glassboard, guaranteed to never fade or discolour.

CLARUS GLASS

- 6 mm Clarus tempered safety writing glass
- Available in Starphire (gloss) or Silk (matte) finish
- Non-staining writing surface
- Compatible with any marker, even permanent
- Clarus Opti-Clear finish and eased corners for safety

COLOURS & PRINTING

COLOURS BY CLARUS

- 150+ standard colours
- Unlimited options with Clarus' colour-matching ability

COLOURDROP

- Custom logos, patterns, and artwork printing
- Direct-to-glass, UV printing is guaranteed to never fade or discolour

SIZE

- Glide's height and width are dependent on one another — a change in one value will affect the other value

HORIZONTAL ORIENTATION

- Any width, from 914 – 2,438 mm per panel
- Any height, from 978 – 1,283 mm per panel

VERTICAL ORIENTATION

- Any width, from 914 – 1,219 mm per panel
- Any height, from 978 – 2,502 mm per panel

MAGNETIC

- All Glide panels are magnetic

DESIGN DETAILS

CLARUS N-LINE DRIFT TECHNOLOGY

- Keep Your Fingers technology — bumpers prevent sliding panels from touching
- Anti-flex engineering, designed to withstand impact

SPECIFICATIONS

- All sliding panels are 64 mm taller than fixed, wall-mounted panels (32 mm on top and bottom)
- Sliding panels will never touch each other, leaving 51 mm of space between each sliding panel
- All sliding panels are the same size, and all fixed, wall-mounted panels are the same size