



DIVIDE THINLINE™

Made for integration

clarus⁷



OVERVIEW

Buckle down on your workspace challenges with Divide ThinLine from Clarus®. This beautifully engineered desk divider system boasts clean lines that won't harm your existing office furniture. Since no drilling is involved and all hardware screws are strategically hidden inside the clamps, Divide ThinLine seamlessly integrates and reduces visual distractions in your office, all while maintaining the overall aesthetic. Using this new patent pending state-of-the-art clamping system, Divide ThinLine can be easily installed at the back, side or along the centre of a desk, giving you the freedom to accommodate power cords, monitor arm attachments and more. You have the option to mix and match ThinLine Top, ThinLine Side and ThinLine Centre hardware on the same table, which allows you to uniquely divide up your office with stability and style.



ThinLine Side Clamp

SIZING OPTIONS


Divide ThinLine Top Clamp, Side Clamp, and Centre Clamp can hold glass panels of various thicknesses and heights. To find out which clamp style will best fit your space, see below for available options and clamp quantities.

TOP CLAMP					
Glass Type	Glass Thickness	Glass Max. Height	305 mm Clamp QTY	152 mm Clamp QTY	64 mm Clamp QTY
Solid Glass	6 mm	762 mm	1 = 914 mm W 2 = 1829 mm W 3 = 2438 mm W	2 = 914 mm W 3 = 1676 mm W 4 = 2438 mm W	2 = 762 mm W 3 = 1219 mm W 4 = 1676 mm W 5 = 2134 mm W 6 = 2438 mm W

SIDE CLAMP					
Glass Type	Glass Thickness	Glass Max. Height	305 mm Clamp QTY	152 mm Clamp QTY	64 mm Clamp QTY
Solid Glass	6 mm - 13 mm	13 mm = 508 mm	1 = 914 mm W 2 = 1829 mm W 3 = 2438 mm W	2 = 914 mm W 3 = 1676 mm W 4 = 2438 mm W	2 = 762 mm W 3 = 1219 mm W 4 = 1676 mm W 5 = 2134 mm W 6 = 2438 mm W
		6 mm - 10 mm = 762 mm			
Laminated Glass	6 mm x 6 mm with Steel	508 mm	1 = 914 mm W 2 = 1829 mm W 3 = 2438 mm W	2 = 914 mm W 3 = 1676 mm W 4 = 2438 mm W	2 = 762 mm W 3 = 1219 mm W 4 = 1676 mm W 5 = 2134 mm W 6 = 2438 mm W

CENTRE CLAMP*			
Glass Type	Glass Thickness	Glass Max. Height	152 mm Clamp QTY
Solid Glass	6 mm	762 mm	2

*ThinLine Centre Clamp coming soon

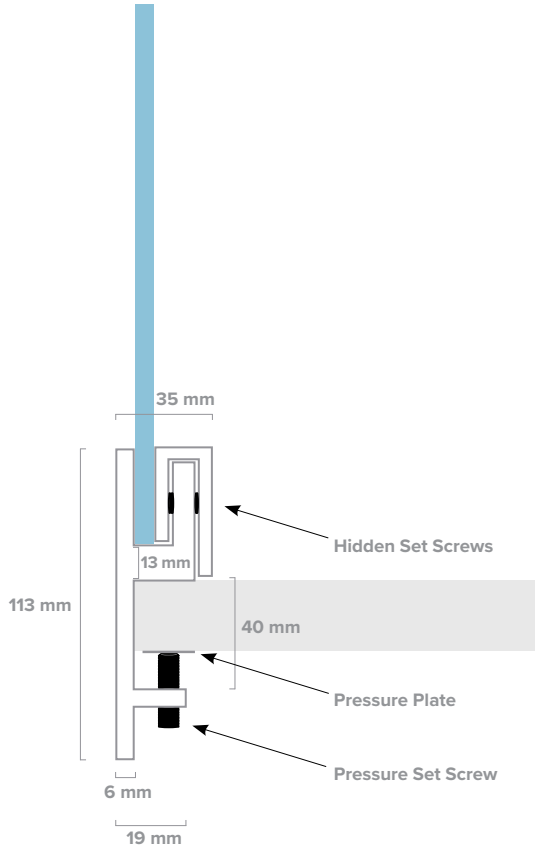


ThinLine Corner Brace

SPECIFICATIONS

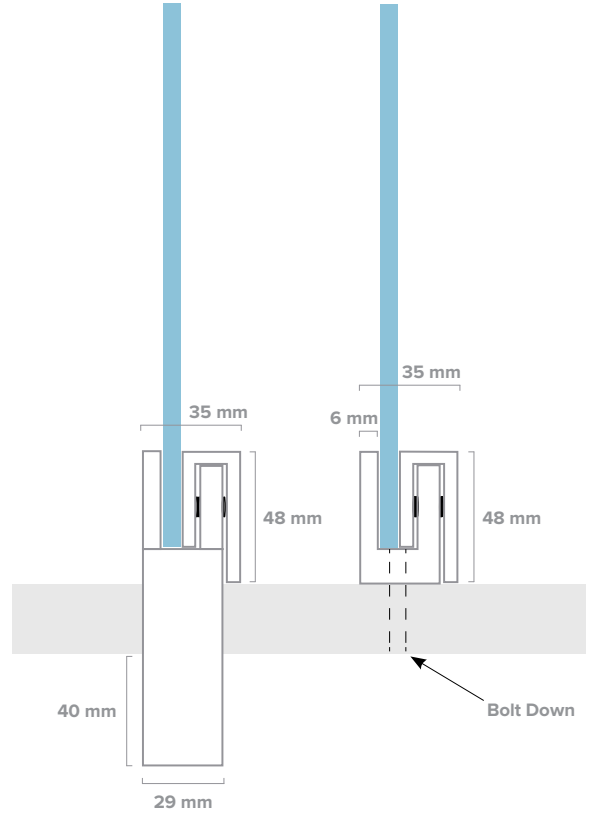
Work directly with a Clarus representative to determine whether the ThinLine Top clamp, ThinLine Side clamp, ThinLine Centre clamp, or a combination of all three, is right for your space. No matter what, Divide ThinLine gives you customisable options for any office environment.

THINLINE TOP CLAMP



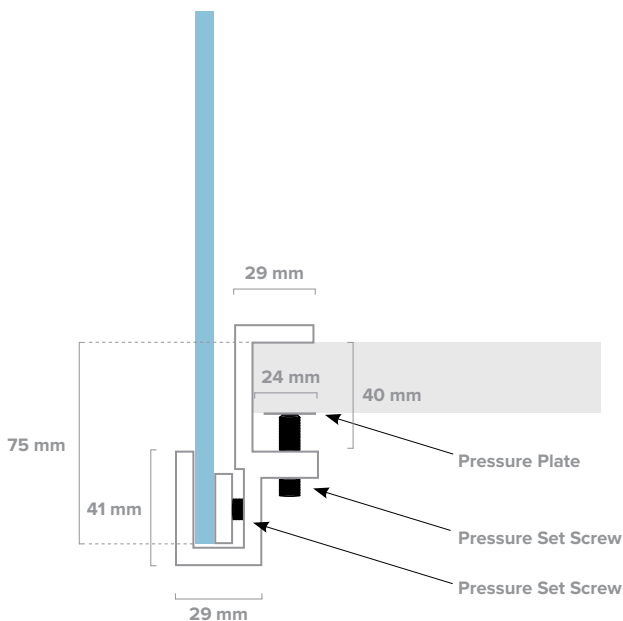
THINLINE CENTRE CLAMP*

With bolt down option



*ThinLine Centre Clamp coming soon

THINLINE SIDE CLAMP

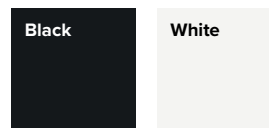


ThinLine Top Clamp

CLARUS GLASS

- 6 mm - 13 mm Clarus tempered safety writing glass
- Custom match any colour to coordinate with existing furniture systems
- Custom sizing to fit your furniture
- Transparent or opaque options available
- Non-staining writing surface
- Compatible with any marker, even permanent
- Clarus Opti-Clear finish and eased corners for safety
- Low-iron, non-porous glass
- Frameless glass

HARDWARE FINISH



SIZE

THINLINE TOP CLAMP

- 114 mm Height x 35 mm Depth x 64 mm Length
- 114 mm Height x 35 mm Depth x 152 mm Length
- 114 mm Height x 35 mm Depth x 305 mm Length

THINLINE SIDE CLAMP

- 89 mm Height x 51 mm Depth x 64 mm Length
- 89 mm Height x 51 mm Depth x 152 mm Length
- 89 mm Height x 51 mm Depth x 305 mm Length

THINLINE CENTRE CLAMP*

- 48 mm Height x 35 mm Depth x 152 mm Length

**ThinLine Centre Clamp coming soon*

DESIGN DETAILS

- Magnetic option available for Divide ThinLine Side Clamp
- All mounting hardware included