



# BE! SHIELD™

A seamless division of space

clarus<sup>7</sup>

# OVERVIEW

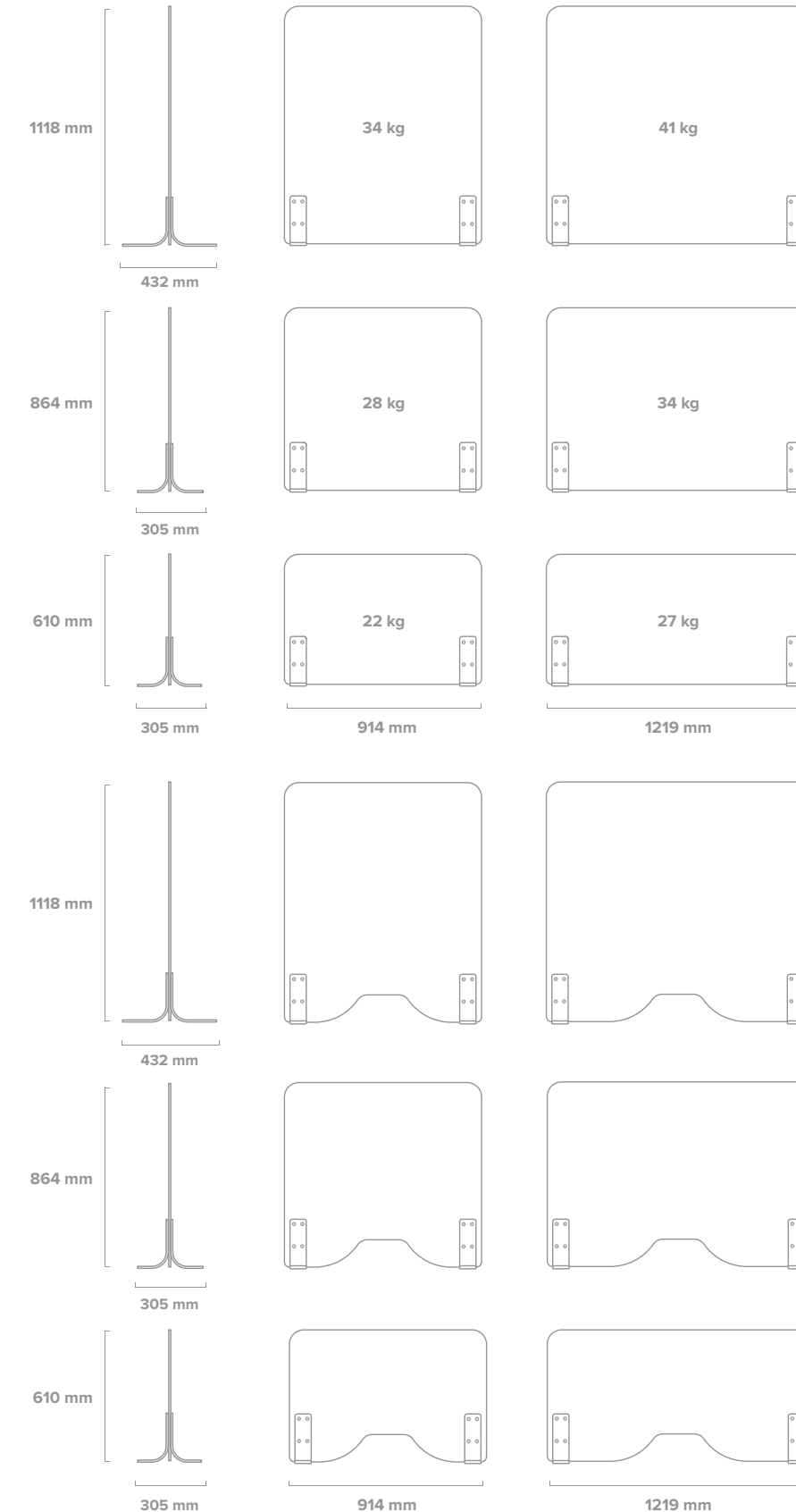
be! Shield is the perfect addition to any space. It's elegantly engineered to add a seamless layer of non-porous, tempered glass protection without affecting the aesthetics of your environment. The frameless, visually unobtrusive design provides safety while also serving as a writable canvas. A beautiful cut-out option allows you to pass papers or important documents through the shield, as well. Stay healthy while sharing files with a co-worker, welcoming guests to your office or simply meeting the unique needs of the modern-day workspace. No matter if you use it for division, safety, collaboration or all of the above, be! Shield is for everyone.



Legs: Black

# SIZING OPTIONS\*

Find the be! Shield size that works best for you. Whether you need be! Shield to fit a space that's tall, short, narrow or wide, we have the right size for your existing environment.



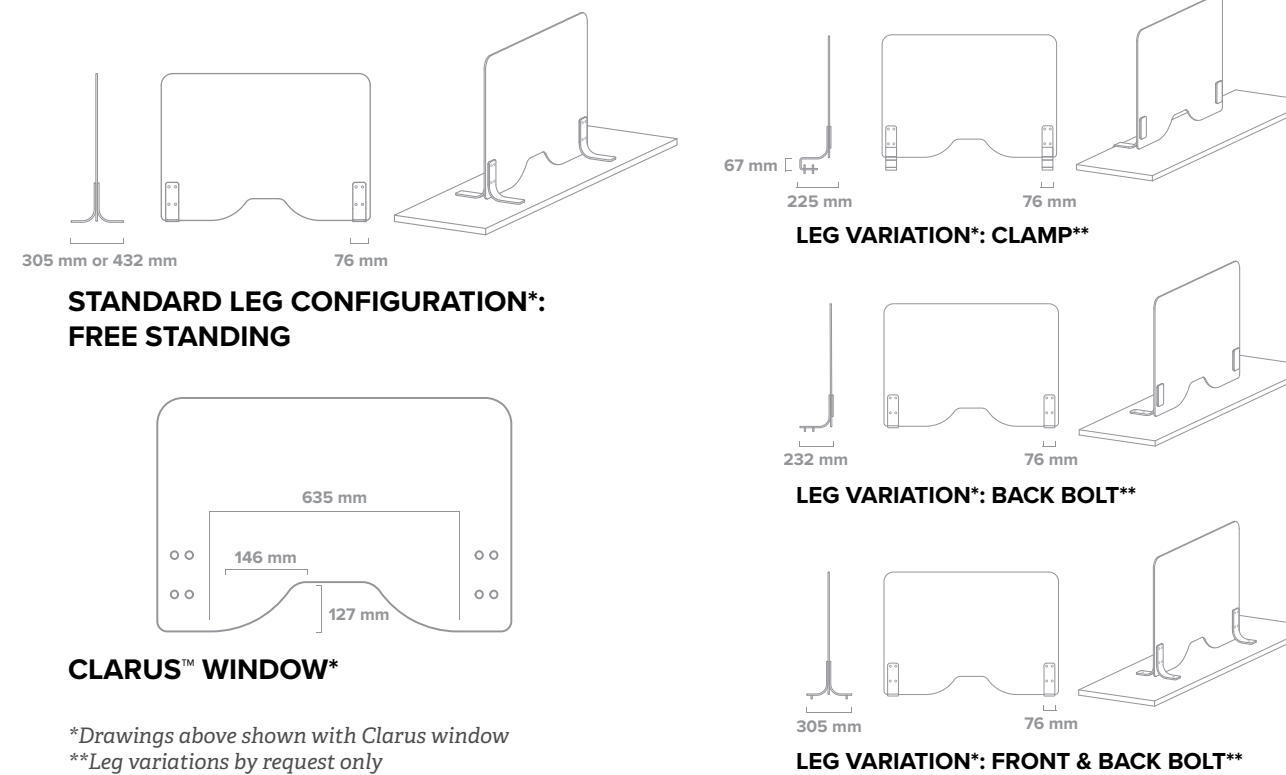
\*Custom sizes and leg configuration guidelines available upon request




Legs: White

# LEG VARIATIONS

Leg variations are made to fit your current environment. The different leg options allow be! Shield to be installed in a number of ways — clamp it onto your desk, bolt it down to your work surface, or utilise the non-slip pads and situate it on top of your countertop. Simply choose which legs are right for your space without replacing or damaging your existing furniture.



\*Drawings above shown with Clarus window  
\*\*Leg variations by request only



Legs: Black

# XI



Legs: White

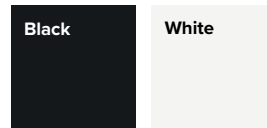
---

## CLARUS GLASS

- 10 mm Clarus tempered safety writing glass
- Non-staining writing surface
- Compatible with any marker, even permanent
- Clarus Opti-Clear finish and eased corners for safety
- Low-iron, non-porous glass
- Frameless glass
- Elegant, large radius corners

---

## LEG FINISHES



---

## SIZE\*

### 914 MM WIDTH

- 914 mm x 610 mm
- 914 mm x 864 mm
- 914 mm x 1118 mm

### 1219 MM WIDTH

- 1219 mm x 610 mm
- 1219 mm x 864 mm
- 1219 mm x 1118 mm

*\*Custom sizes available upon request with an additional lead time*

---

## CUTOUT

- A beautifully detailed Clarus window cutout can be added to any be! Shield for an additional £81

---

## LEG CONFIGURATION GUIDELINES FOR CUSTOM SIZES

- 305 mm wide leg supports 864 mm height and lower
- For shallow counters, consider using our 305 mm leg configuration (Maximum screen height is 864 mm)
- For screens above 864 mm up to 1118 mm, you will need the 432 mm leg configuration to ensure proper stability
- No higher than 1118 mm
- No longer than 1524 mm with only two sets of legs
- No more than 1.3 square meters with only two sets of legs
- No less than 305 mm in height
- Glass sits 6 mm above the mounting surface for easy cleaning and protection of surface

---

## LEAD TIME

- 2-3 week lead time
- Large quantity orders may require additional lead time