




INSPIRE

the next
generation.

Education



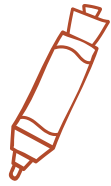
Overview

empowerED™ is the advanced visual communications display system that transforms any classroom into a flexible educational space for the next generation of thinkers, doers, creators and leaders. This modular, patent pending platform offers multiple functions in one single system, allowing teachers the freedom to customize their teaching environment.

Features



Projectable



Writable



**Flexible
& Portable**



Customizable



**Lightweight
& Ergonomic**



Magnetic



Tackable



Quick Ship



Safety Glass





The Power of Flexibility

The revolutionary Portable Snap Fit™ board puts the power back in the hands of teachers and students by converting from a sliding wall glass board to a free-standing and portable easel. Teachers now have the perfect tool for collaboration and breakout groups. With Portable Snap Fit™ you can ensure equal participation and accountability for today's learning protocols.

Portable. Lightweight. Safe.

The A-frame ultra-thin glass boards utilize the patent pending Portable Snap Fit™ System and can be used on the wall, moved around and in between classrooms, or in the hands of the student. When you no longer need it to be portable, it easily snaps back onto the wall, consolidating space in the classroom. Additionally, our patented, ergonomic system has safety features built into the design.

*Patent pending



Why ultra-thin glass?

Our ultra-thin glass offers you a premium writing experience by providing brighter, bolder, and clearer lines. Glass reduces light refraction and shadows, which helps you to avoid translucent, washed-out images and improves the projection-viewing experience for the class.

Our glass also goes through a tempering process, which adds strength and durability. This makes the system's glass safe for teachers and students to interact with and alleviates the fear of shattering. Glass is also very easy to clean and disinfect, which reduces germs in the school environment.



Antimicrobial



Non-Staining



Projectable



Lightweight



Magnetic



Safety Glass



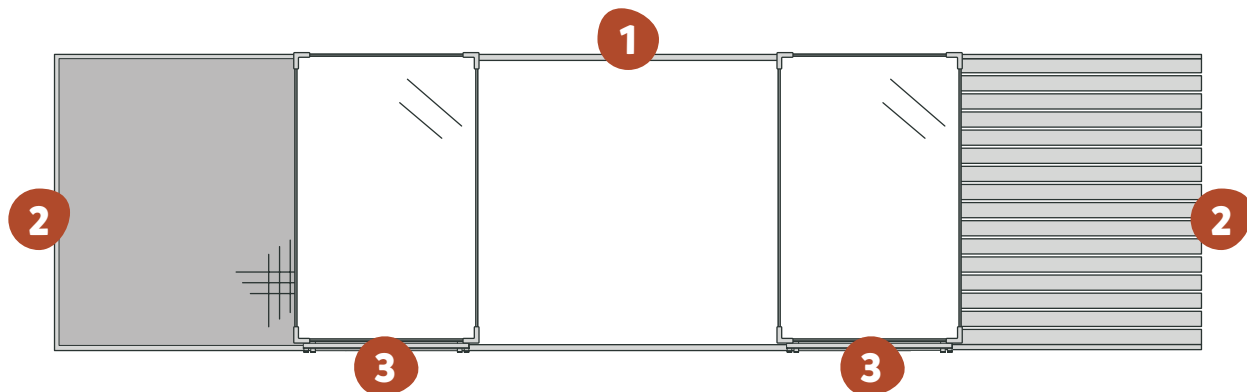
How to Build Your System or Board

There are two ways to build out your empowerED™ system and/or single board(s):

Option #1 – Build Your Own System (pg. 7)


- 1 Choose the dimension of your ultra-thin, projectable center board, THEN
- 2 Choose the materials of your two side panel boards, THEN
- 3 Add Portable Snap Fit™ board(s)* to your system.

**Patent pending*



Option #2 – The Freedom to Choose (pg. 9)

- 4 Choose a single 4'x4', 4'x6', or 4'x8' ultra-thin, projectable glassboard, AND/OR
- 5 Choose a single Portable Snap Fit™ board, AND/OR
- 6 Choose multiple Portable Snap Fit™ boards with wall extrusions for mounting purposes.



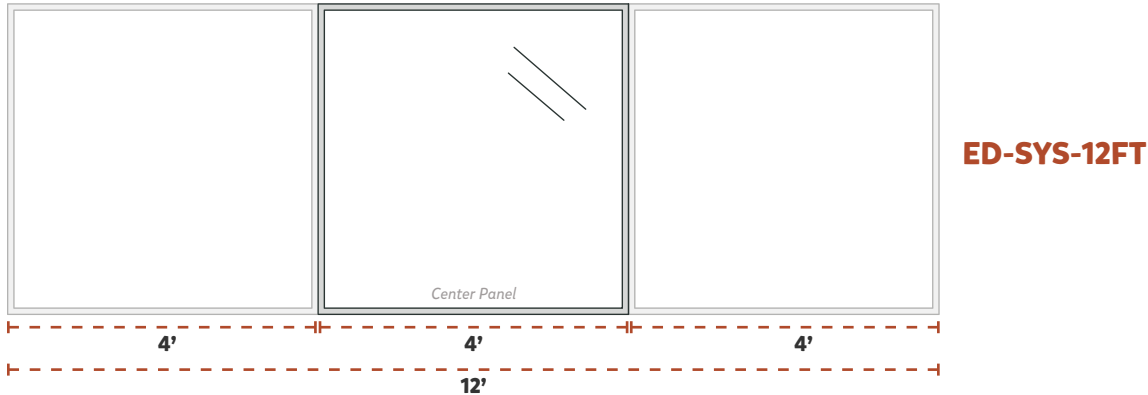
Build Your Own System

1 Choose Dimension of Center Board

There are three different systems based off of the overall system length. Please note that the center panel will always be ultra-thin projectable glass.

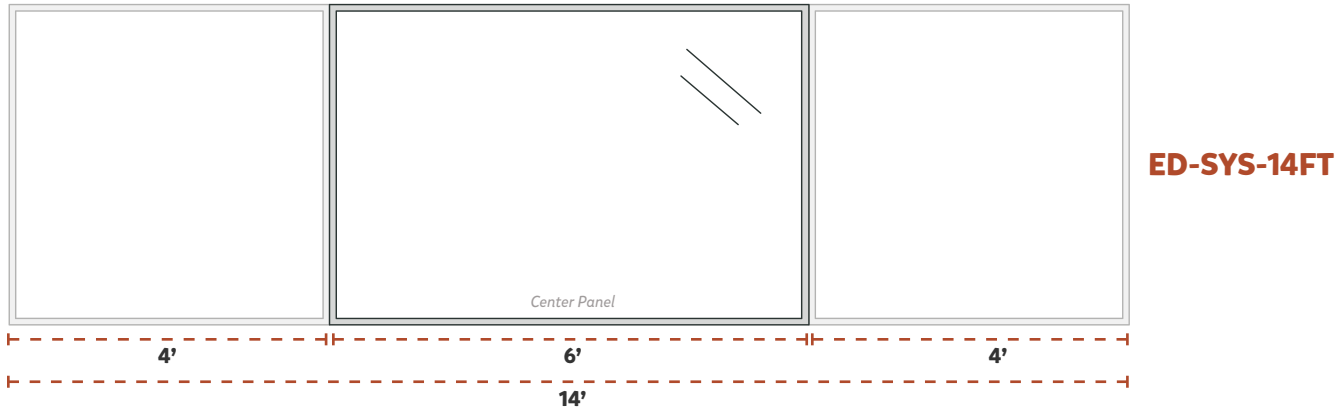
System A

Overall length = 12'



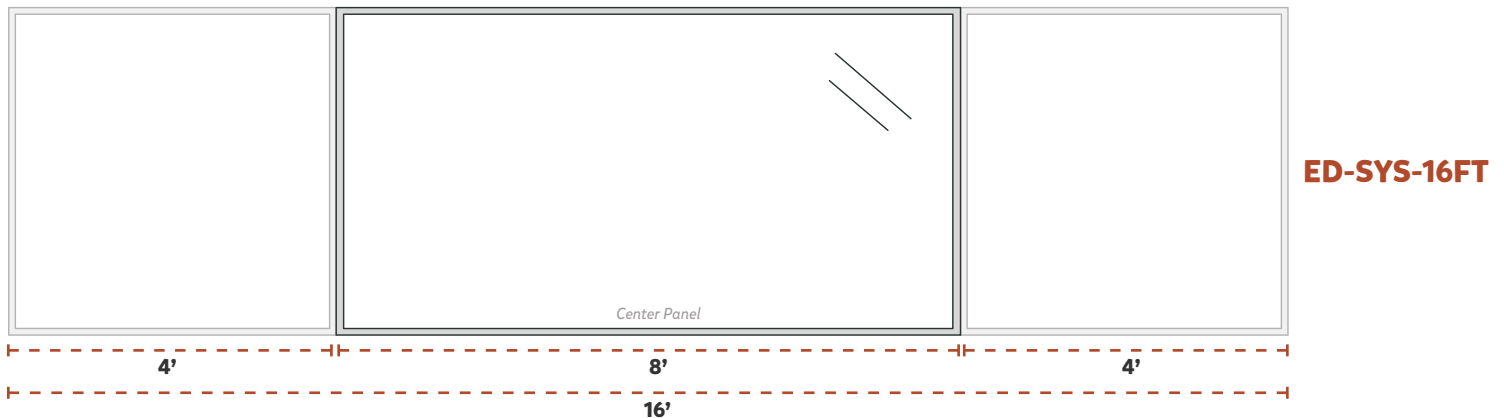
System B

Overall length = 14'



System C

Overall length = 16'



2 Pick Your Side Panel Materials

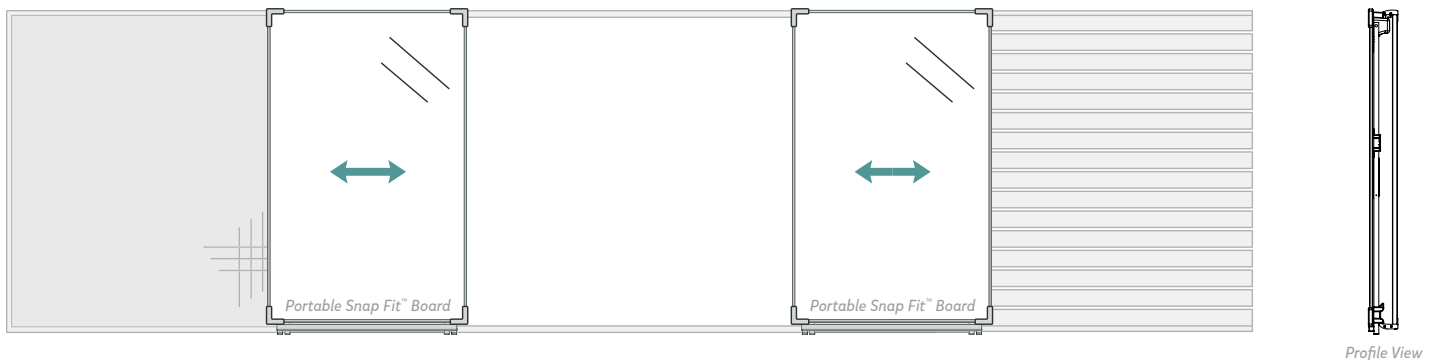
There are two 4'x4' side panels in each system. Please pick up to two (2) materials for your side panels.

Materials



3 Add Sliding Portable Snap Fit™ Boards*

**Portable Snap Fit™ Boards are NOT included in the empowerED™ visual communication system. They are an optional add-on.*

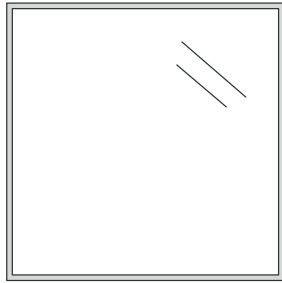


ED-PSF-WH-48x30


Now that you have chosen your overall system length, picked out your side panel materials, and added Portable Snap Fit™ boards, you can skip ahead to **pg. 10 for your system SKU**

The Freedom to Choose


4 Ultra-Thin Glass Board



4'x4' Ultra-Thin
ED-UT-WH-F-48x48




4'x6' Ultra-Thin
ED-UT-WH-F-48x72



4'x8' Ultra-Thin
ED-UT-WH-F-48x96

5 Portable Snap Fit™ Board



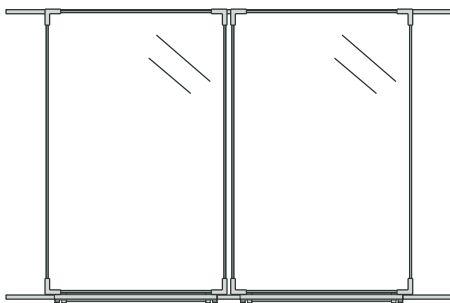
ED-PSF-WH-48x30



Profile View

6 Portable Snap Fit™ Board Pack

Just want the Portable Snap Fit™ Board Pack? No problem! Portable Snap Fit™ Board Packs come in multiples of two (2) and include wall extrusions for mounting purposes.



ED-PSF-2




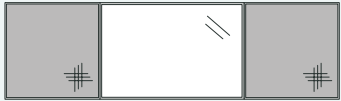









Profile View

- | | |
|------------------------------------|-----------------|
| 4 Portable Snap Fit™ Boards | ED-PSF-4 |
| 6 Portable Snap Fit™ Boards | ED-PSF-6 |
| 8 Portable Snap Fit™ Boards | ED-PSF-8 |





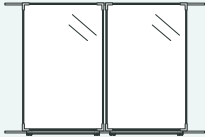
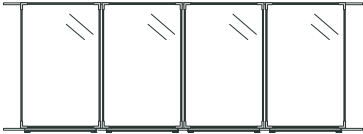


Now that you have chosen your board(s), you can skip ahead to **pg. 12 for your system SKU**

System Specifications

SKU	MATERIALS	GRAPHIC
ED-SYS-12FT-UT-UT	4'x4' Ultra-Thin Glass Board (Qty. 3) System End Pack (Qty. 1)	
ED-SYS-12FT-UT-TK	4'x4' Ultra-Thin Glass Board (Qty. 2) 4'x4' Tackable Board (Qty. 1) System End Pack (Qty. 1)	
ED-SYS-12FT-UT-SL	4'x4' Ultra-Thin Glass Board (Qty. 2) 4'x4' Slat Wall (Qty. 1) System End Pack (Qty. 1)	
ED-SYS-12FT-TK-TK	4'x4' Ultra-Thin Glass Board (Qty. 1) 4'x4' Tackable Board (Qty. 2) System End Pack (Qty. 1)	
ED-SYS-12FT-TK-SL	4'x4' Ultra-Thin Glass Board (Qty. 1) 4'x4' Tackable Board (Qty. 1) 4'x4' Slat Wall (Qty. 1) System End Pack (Qty. 1)	
ED-SYS-12FT-SL-SL	4'x4' Ultra-Thin Glass Board (Qty. 1) 4'x4' Slat Wall (Qty. 2) System End Pack (Qty. 1)	
ED-SYS-14FT-UT-UT	4'x6' Ultra-Thin Glass Board (Qty. 1) 4'x4' Ultra-Thin Glass Board (Qty. 2) System End Pack (Qty. 1)	
ED-SYS-14FT-UT-TK	4'x6' Ultra-Thin Glass Board (Qty. 1) 4'x4' Ultra-Thin Glass Board (Qty. 1) 4'x4' Tackable Board (Qty. 1) System End Pack (Qty. 1)	
ED-SYS-14FT-UT-SL	4'x6' Ultra-Thin Glass Board (Qty. 1) 4'x4' Ultra-Thin Glass Board (Qty. 1) 4'x4' Slat Wall (Qty. 1) System End Pack (Qty. 1)	

ED-SYS-14FT-TK-TK	4'x6' Ultra-Thin Glass Board (Qty. 1) 4'x4' Tackable Board (Qty. 2) System End Pack (Qty. 1)	
ED-SYS-14FT-TK-SL	4'x6' Ultra-Thin Glass Board (Qty. 1) 4'x4' Tackable Board (Qty. 1) 4'x4' Slat Wall (Qty. 1) System End Pack (Qty. 1)	
ED-SYS-14FT-SL-SL	4'x6' Ultra-Thin Glass Board (Qty. 1) 4'x4' Slat Wall (Qty. 2) System End Pack (Qty. 1)	
ED-SYS-16FT-UT-UT	4'x8' Ultra-Thin Glass Board (Qty. 1) 4'x4' Ultra-Thin Glass Board (Qty. 2) System End Pack (Qty. 1)	
ED-SYS-16FT-UT-TK	4'x8' Ultra-Thin Glass Board (Qty. 1) 4'x4' Ultra-Thin Glass Board (Qty. 1) 4'x4' Tackable Board (Qty. 1) System End Pack (Qty. 1)	
ED-SYS-16FT-UT-SL	4'x8' Ultra-Thin Glass Board (Qty. 1) 4'x4' Ultra-Thin Glass Board (Qty. 1) 4'x4' Slat Wall (Qty. 1) System End Pack (Qty. 1)	
ED-SYS-16FT-TK-TK	4'x8' Ultra-Thin Glass Board (Qty. 1) 4'x4' Tackable Board (Qty. 2) System End Pack (Qty. 1)	
ED-SYS-16FT-TK-SL	4'x8' Ultra-Thin Glass Board (Qty. 1) 4'x4' Tackable Board (Qty. 1) 4'x4' Slat Wall (Qty. 1) System End Pack (Qty. 1)	
ED-SYS-16FT-SL-SL	4'x8' Ultra-Thin Glass Board (Qty. 1) 4'x4' Slat Wall (Qty. 2) System End Pack (Qty. 1)	
OPTIONAL	ED-PSF-WH-48x30	Portable Snap Fit™ Board (Qty. 1) 


The Freedom to Choose Specifications

SKU	MATERIALS	GRAPHIC
ED-SYS-UT-WH-F-48x48	4'x4' Ultra-Thin Glass Board (Qty. 1) System End Pack (Qty. 1)	
ED-SYS-UT-WH-F-48x72	4'x6' Ultra-Thin Glass Board (Qty. 1) System End Pack (Qty. 1)	
ED-SYS-UT-WH-F-48x96	4'x8' Ultra-Thin Glass Board (Qty. 1) System End Pack (Qty. 1)	
ED-PSF-WH-48x30	Portable Snap Fit™ Board (Qty. 1)	
ED-PSF-2	Portable Snap Fit™ Board (Qty. 2) 6' Wall Extrusions (Qty. 1) System End Pack (Qty. 1)	
ED-PSF-4	Portable Snap Fit™ Board (Qty. 4) 6' Wall Extrusions (Qty. 2) System End Pack (Qty. 1)	
ED-PSF-6	Portable Snap Fit™ Board (Qty. 6) 6' Wall Extrusions (Qty. 3) System End Pack (Qty. 1)	
ED-PSF-8	Portable Snap Fit™ Board (Qty. 8) 6' Wall Extrusions (Qty. 4) System End Pack (Qty. 1)	

Ultra-Thin Glass

- + Low-iron, non-porous, lightweight, projectable glass

- + **Color:** Focus White



- + **Dimensions:** 4'x4', 4'x6', and 4'x8'
- + **Weight:** Approximately 3.16 lbs./sqft.

Magnetic

- + All wall glass boards are magnetic

Slat Wall

- + **Dimensions:** 4'x4'
- + **Weight:** Approximately 40 lbs.
- + **Color:** Gray



Tack Board

- + **Dimensions:** 4'x4'
- + **Weight:** Approximately 16 lbs.
- + **Color:** Heathered Gray



System Rail

- + Anodized aluminum

System Frame

- + 3/8" Gray ABS

Portable Snap Fit™ Board

- + Ultra-thin glass
- + **Dimensions:** 48"x30"
- + **Legs:** Gray powder coated aluminum
- + Not Magnetic
- + Corner Safety Guards for impact reduction